



# FAMILY GROUP DECISION MAKING

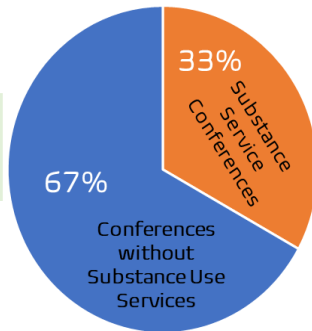
## Substance Use Data Brief



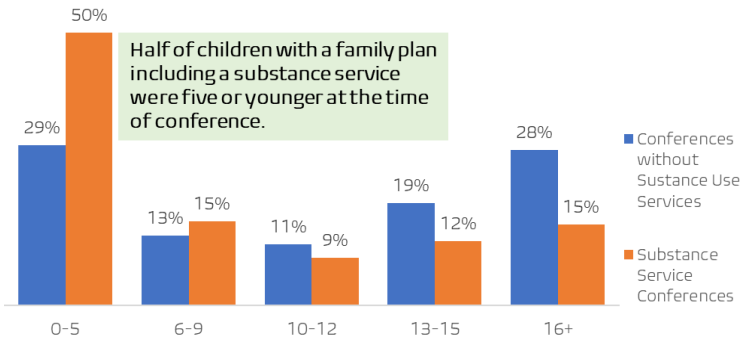
Between July 1, 2017 and June 30, 2020, counties held 3,790 FGDM conferences. Parental and/or child substance use services were included in 33 percent of the family plans developed during the conferences.



One-third of conferences were reported to have a substance use related service (parental or child) included in the family plan.



Children with a family plan including a substance service were more likely to be younger when compared to children with a family plan that did not include any substance services.



Half of children with a family plan including a substance service were five or younger at the time of conference.



Regardless of whether substance services are reported in the family plan, the top two purposes reported were: "Develop a Plan to Keep the Child in Safe and Stable Home" and "Plan and Assist in Reunification."

A greater proportion of conferences without a substance use service in the family plan includes a primary purpose of IL/Aftercare/Transitional aligns with this cohort also having a greater proportion of older youth.

Develop a Plan to Keep Child in Safe and Stable Home

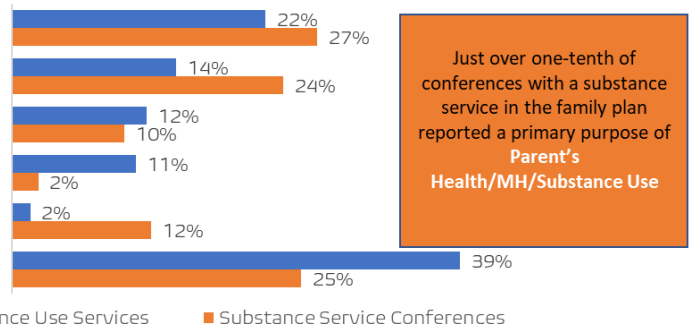
Plan and Assist in Reunification

Identify Supports for Caregivers

IL/Aftercare/Transitional

Parent's Health/MH/Substance Use

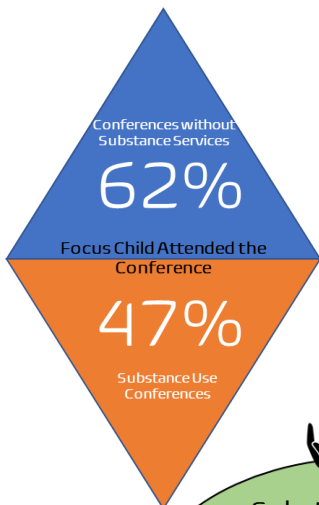
All other purposes



Just over one-tenth of conferences with a substance service in the family plan reported a primary purpose of Parent's Health/MH/Substance Use



Proportionally fewer focus children attended the conference when substance use was reported in the family plan compared to conferences without substance services reported in the family plan, though this may be attributed to age of the child (5 and under).



Substance service conferences were slightly more likely to have a greater proportion of natural supports attending the conferences than conferences without substance services reported in the family plan.

Substance service conferences were less likely to have Family Support Service (22%) reported as a co-occurring service in the family plan compared to conferences without substance services in the family plan (37%).

### Reflections:

- How is FGDM being utilized for families with substance use needs in your county?
- Are there adjustments that could enhance Family Support for families with substance use services?